May 13, 2026

Dear Parents,

It is hard to believe summer is almost here. We are so proud of the progress your child made this academic year. Summer should be a respite for students, a time for play and an opportunity for connecting with family and friends. However, did you know that research shows students can lose up to 34% of the academic progress made during the school year? Sprinkling in some math and reading practice throughout summer will help your child retain the skills he/she worked hard to achieve this school year. Therefore, all PHPS students are expected to complete summer math and reading assignments to reinforce and strengthen learned concepts and skills. Please see the requirements below and reach out if you have any questions.

Summer Reading:

Rising fourth graders will read 20 books over the summer and record each title on the attached reading log. Chapter books count as 2 books. Students may record books that are listened to via an audiobook, books that are read independently, and books that are read to the student by a parent or other adult.

AR (Accelerated Reader) quizzes are not required; however, if you child wishes to take an AR quiz at home, earned points will be added to their AR total when he/she returns to school in August. You may find the AR Bookfinder tool helpful to select books that match your child's reading level.

Summer Math:

Please see the enclosed information for the PHPS summer math assignments. If your child cannot complete a math problem, please circle the item, and your child's teacher will work with him/her on this particular concept during the first week of school. Circled items will not impact your child negatively. Students should also practice math facts at least weekly to continue building fact fluency over the summer months.

In addition to the educational benefits from completing the summer math and reading assignments, students who complete their math packet and return a completed reading log on August 25, 2026 will be invited to a special celebration in the fall to recognize their hard work.

Have a wonderful summer, and I look forward to seeing you in August!

Sincerely,

Nicole Bell

AR Summer 2026: Home Assessment Guide
For Rising 2nd–6th Grade PHPS Students

Assessment Window: May 26 – August 14

Students may continue taking Accelerated Reader (AR) comprehension assessments from home during the summer. While participation is optional, AR can help students maintain reading momentum and confidence heading into the new school year.

Summer AR points will be added to each student's total when the 2026–2027 school year begins. Students will remain in their 2025–2026 AR class through August.

Choosing Books

We encourage students to explore books that spark curiosity and imagination. Students may:

- Read independently
- Read with a family member
- Listen to audiobooks

Use the AR Bookfinder tool to search for AR books and quiz availability. Bookfinder is a search-only tool and does not provide access to books.

Places to Find Books

- Bookstores (including Half Price Books)
- Local libraries using Libby or Hoopla for audiobooks
- Spotify Audiobooks or Audible Kids
- Learning Ally (PHPS login included on login card)
- Epic! (PHPS login on card or optional paid family subscription)

Please note: Some AR quizzes include a read-aloud feature. Look for the **headphones** icon. Younger readers may still need support with quizzes that do not offer audio.

Taking an AR Quiz at Home

1. Visit the AR Login page
2. Log in using your child's summer AR credentials (see you child's login card)
3. Search for the book by title or author
4. Select your child's 2025–2026 teacher
5. Begin the quiz

Important Reminders

- Quizzes must be completed in one sitting.
- If a quiz is exited early, it must be reset before retaking.
- If your child accidentally opens the wrong quiz, email for assistance.

Viewing AR Progress

Families may use **HomeConnect** to view quiz history and scores using the same AR login credentials provided in the Summer Reading packet.

If you need assistance accessing your child's account, please contact Lauren Marold, lmarold@phps.org

Summer Reading Log



Date	Title	Mins/Pages

Summer Math Packet

Dear Families,

We have had a fantastic year learning and growing in math! To keep those skills sharp over the summer, we have put together this math packet reviewing what we learned this year. Completing a little bit each week will help your child stay confident and prepared for the next school year.

How to Use This Packet:

- Pace yourself! Aim to complete about **two pages per week** so that math stays fresh without being overwhelming.
- Work on **fact fluency** throughout the summer. Flashcards and games are a great way to build speed and accuracy with basic facts.
- We have included an **extra sheet with fun activities** to help strengthen fluency in an engaging way.

Summer is a time for fun and relaxation, but keeping up with math in small ways will make a big difference! Thank you for supporting your child's learning.

Have a wonderful summer!

Sincerely,

Fun Fact Fluency Activities

1. **Flashcard Races** – Time yourself or a partner to see how fast you can solve a set of flashcards.
2. **Math War** – Use a deck of cards to play addition, subtraction, multiplication, or division war.
3. **Dice Roll Equations** – Roll two dice and add, subtract, multiply, or divide the numbers.
4. **Math Scavenger Hunt** – Find objects around the house and use them to create math problems.
5. **Cooking with Math** – Measure ingredients and double or halve a recipe for practice.
6. **Outdoor Number Hop** – Write numbers on the pavement and jump to solve equations.
7. **Grocery Store Challenge** – Add up prices or figure out change while shopping.
8. **Board Games with Math** – Play games like Monopoly, Yahtzee, or Sum Swamp to practice math skills.
9. **Number of the Day** – Pick a number and find different ways to make it using addition, subtraction, multiplication, and division.
10. **Math Story Problems** – Create and solve real-life math problems with family or friends.

MATH FACT FLUENCY ACTIVITIES

These are some things your child would benefit from doing at home to build fact fluency. Make it fun and a family activity.

Addition or Multiplication War

Use a deck of cards or make a deck of cards numbered 0-9. Two players put down a card at the same time. The first one to correctly add or multiply the cards together gets to keep the cards. The winner is the person with the most cards.

Flash Cards

Use your own addition or multiplication flash. Practice the flash cards together.

The Dollar Tree is a great place to pick some up..

Fact Families

Pick any basic addition or multiplication fact such as 2 + 8 = 10 or 2 x 8 = 16 and write the fact family.

2 + 8 = 10	10 – 2 = 8
8 + 2 = 10	10 – 8 = 2
2 x 8 = 16	16 ÷ 2 = 8
8 x 2 = 16	16 ÷ 8 = 2

Repeat this at least ten times.

Domino Facts

Place dominoes face down on the table. Randomly select a domino and add or multiply the two sides together.

Spinner Addition or Multiplication

Use a spinner from a board game that has digits 0-9 or make your own with a paper fastener and a paperclip. Spin the spinner twice and add or multiply the numbers together. Do this at least twenty times.

Grab Bag Facts

Place digit cards in a bag that are 0-9. Grab 2-digit cards out of the bag at one time and add or multiply them together. Return the digit cards to the bag after each turn.

Rolling Addends or Factors

Take a pair of dice and roll them. Add or Multiply the dice together to find their sum or product. Do this at least twenty times.

Computer Time

Any of the following websites can be useful for practicing fact fluency.

Addition

- https://www.multiplication.com/games/addition-games
- https://www.mathplayground.com/index_addition_subtraction.html
- https://www.splashmath.com/math-skills/math-facts
- http://www.abcya.com/third_grade_computers.htm#numbers-cat

Multiplication

- https://www.multiplication.com/games/all-gameshttps://www.mathplayground.com/multiplication01.html
- https://www.timestables.com/games/
- http://www.abcya.com/clear_it_multiplication.htm

Computer Time

Any of the following websites can be useful for practicing fact fluency.

Addition

- Addition Games
- Math Playground
- Splash Learn
- Numbers Cat

Multiplication

- Multiplication Games1
- Multiplication Games 2
- Clear It Multiplication

Practice Set 5

Write the time shown on each clock.

1. 
2. 
3. 
4. 
5. 
6. 
7. 
8. 
9. 

Practice Set 17 (continued)

Solve.

5. Natasha had $45. She spent some money and now has $10. How much money did she spend? Write a number model with a question mark to show the number you need to find.

Number model with ?: _____

Answer: $ _____

6. A dime has a mass of about 2 grams. How much mass does $2.00 worth of dimes have?

Number model with ?: _____

Answer: About _____ grams

---

7. Divide the square into two equal parts.

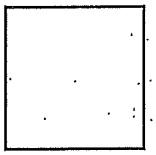

Use words to name 1 part. _____

Use words to name all the parts together. _____

---

8. **Writing/Reasoning** Write a number story to fit this number sentence:

$6 \times 3 = 18$

_____

_____

Explain how your number story fits $6 \times 3 = 18$.

_____

NAME DATE SRB 41 65-66

Practice Set 19

Write a multiplication fact to find the total number of dots in each array.

EXAMPLE



$3 \times 7 = 21$
21 total dots

1



_____ × _____ = _____

_____ total dots

2



_____ × _____ = _____

_____ total dots

3



_____ × _____ = _____

_____ total dots

4



_____ × _____ = _____

_____ total dots

5



_____ × _____ = _____

_____ total dots

6



_____ × _____ = _____

_____ total dots

Practice Set 20 (continued)

③ Noah divides a 6-inch granola bar into equal pieces to share with his 2 sisters. How long is each piece?

Number model: _____

Answer: _____ inches

Find the missing number for each Fact Triangle. Then write the family of facts for that triangle.

④

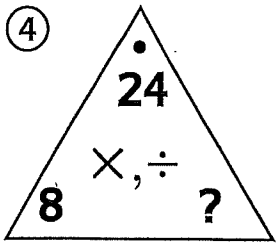

Missing number: ____

Fact family:

_____

_____

_____

_____

⑤

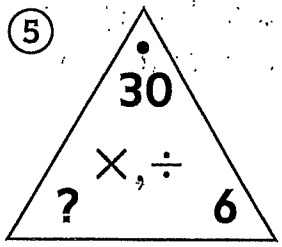

Missing number: ____

Fact family:

_____

_____

_____

_____

⑥

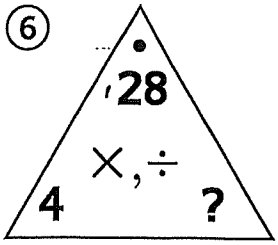

Missing number: ____

Fact family:

_____

_____

_____

_____

⑦

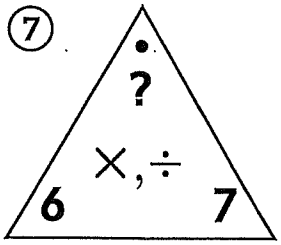

Missing number: ____

Fact family:

_____

_____

_____

_____

Practice Set 22

Use arrays to represent each division problem. If there is a remainder, show it in the Leftovers column.

	Problem	Sketch of Array Formed	Leftovers
EXAMPLE	18 ÷ 5		
1	28 ÷ 4		
2	26 ÷ 8		

Add or subtract.

3. 800 + 900 = _____
4. 99 − 10 = _____
5. 40 + 30 = _____
6. 100 + 57 = _____
7. 120 − 40 = _____
8. 800 + 500 = _____

Practice Set 24

Find the missing numbers.

1

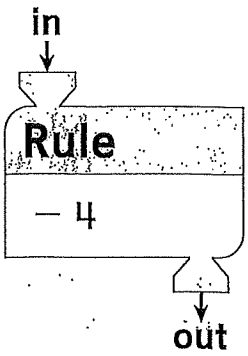

in	out
12	8
14	10
	13
	15
	21

2

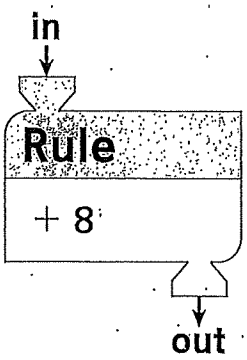

in	out
	15
	12
	20
	32
	40

3

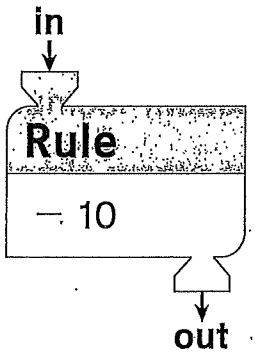

in	out
	30
	27
	19
	16
	50

4

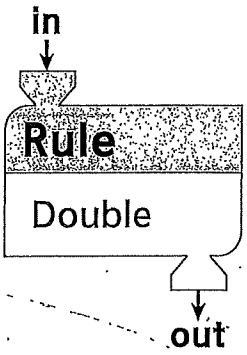

in	out
	8
	14
	20
	24
	50

NAME DATE SRB 102 118

Practice Set 27

Estimate first. Then use column addition to solve the problems.

EXAMPLE

Estimate:
330 + 70 = 400

100s	10s	1s
3	2	7
+	6	8
3	8	15
3	9	5

① Estimate: _____

234 + 32 = _____

② Estimate: _____

76 + 22 = _____

③ Estimate: _____

539 + 287 = _____

Practice Set 29

For each problem, write a number sentence for your estimate. Write each number in expanded form. Solve using expand-and-trade subtraction. Compare your answer to your estimate. Does your answer make sense?

EXAMPLE: 348 − 186 = ?

Estimate: 350 − 200 = 150

200 140
348 → ~~300~~ + ~~40~~ + 8
− 186 → 100 + 80 + 6
100 + 60 + 2 = 162

348 − 186 = 162

① 76 − 37 = ?

Estimate: _____

76 − 37 = _____

② 128 − 46 = ?

Estimate: _____

128 − 46 = _____

③ 441 − 325 = ?

Estimate: _____

441 − 325 = _____

NAME DATE SRB 41-43 186-187

Practice Set 31

Draw an array to find each product. Then write an addition number sentence for each array.

EXAMPLE: 4×4



16

$4 + 4 + 4 + 4 = 16$

① $5 \times 5 =$ _____

② $3 \times 3 =$ _____

③ $2 \times 2 =$ _____

④ $7 \times 7 =$ _____

⑤ $8 \times 8 =$ _____

⑥ $6 \times 6 =$ _____

⑦ **Writing/Reasoning** What do the facts in Problems 1–6 have in common?

_____

⑧ Write a number story to go with the array in Problem 2.

_____

_____

⑨



What time is it? _____

What time will it be in 40 minutes? _____

Practice Set 32

Write the missing number for each Fact Triangle. Then write the family of facts for that triangle.

① 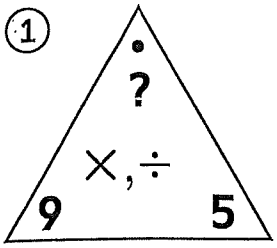

Missing number: ____

Fact family:

② 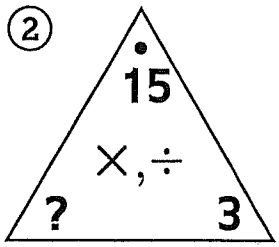

Missing number: ____

Fact family:

③ 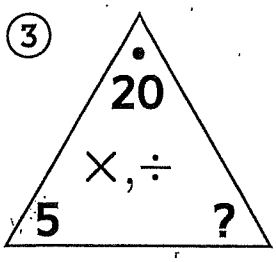

Missing number: ____

Fact family:

④ 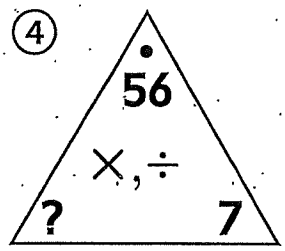

Missing number: ____

Fact family:

⑤ 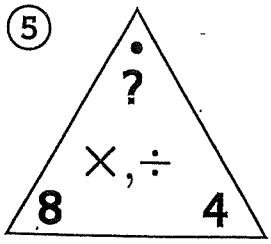

Missing number: ____

Fact family:

⑥ 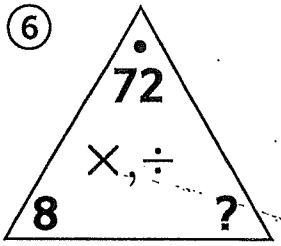

Missing number: ____

Fact family:

Multiply. Remember to practice and memorize your multiplication facts.

⑦ $2 \times 4 =$ ____ ⑧ $6 \times 8 =$ ____ ⑨ $5 \times 9 =$ ____

⑩ $3 \times 7 =$ ____ ⑪ $9 \times 7 =$ ____ ⑫ $7 \times 8 =$ ____

NAME DATE SRB 174-175

Practice Set 40

Find the perimeter of each figure.

EXAMPLE

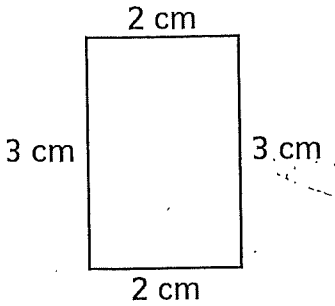

Add the lengths of the sides together:

2 cm + 3 cm + 2 cm + 3 cm = **10 cm**

Perimeter = **10 cm**

1

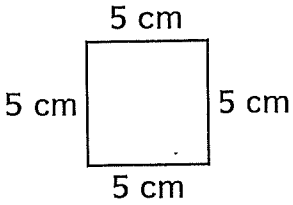

Perimeter: _____

2

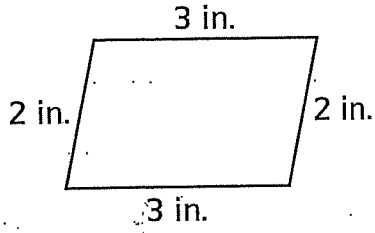

Perimeter: _____

3

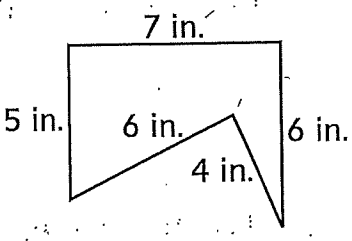

Perimeter: _____

Name each figure. Then find the perimeter.

4

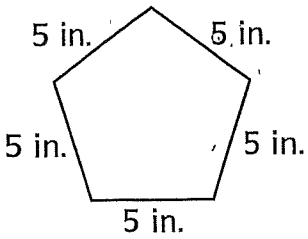

_____

Perimeter: _____

5

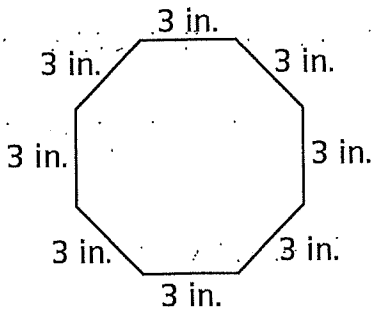

_____

Perimeter: _____

6 What are two names for the shape in Problem 2?

_____

Use with or after Lesson 4-6.

NAME DATE SRB 174-175

Practice Set 40 (continued)

Find the perimeter of each figure.

7

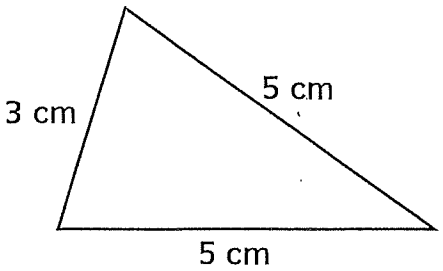

Perimeter: _____

8

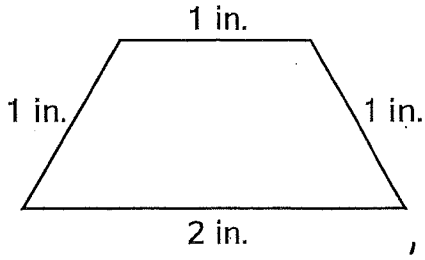

Perimeter: _____

9

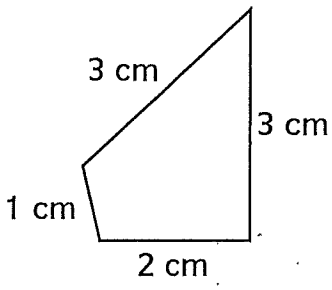

Perimeter: _____

10

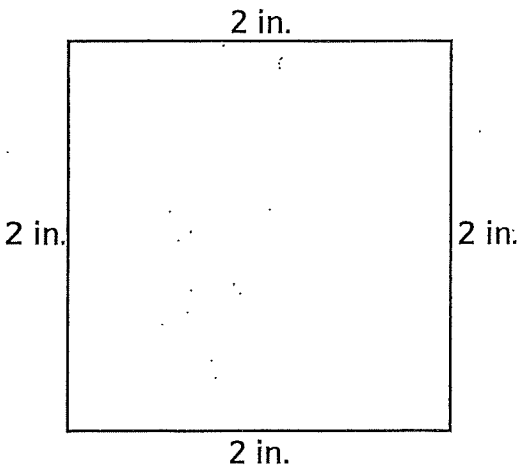

Perimeter: _____

11

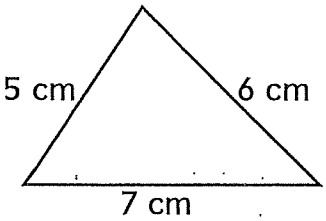

Perimeter: _____

12

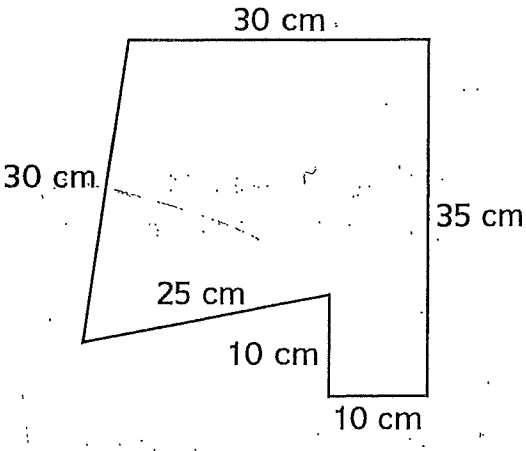

Perimeter: _____

Practice Set 47

Write the fraction for the shaded part of each picture.

EXAMPLE

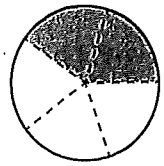

$\frac{2}{5}$

1. 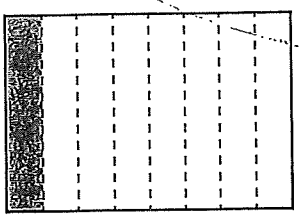 _____

2. _____

3.  _____

4. 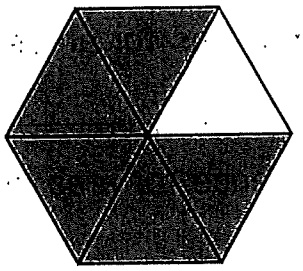 _____

5.  _____

6. 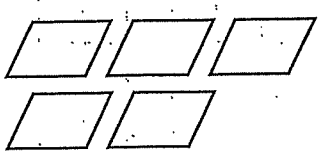 _____

7. 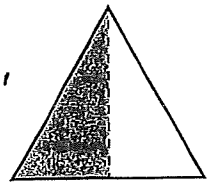 _____

8.  _____

9. $3 \times 6 =$ _____

10. $5 \times 6 =$ _____

11. $8 \times 3 =$ _____

12. $0 \times 5 =$ _____

13. $4 \times 9 =$ _____

14. $9 \times 2 =$ _____

Use with or after Lesson 5-2.

NAME DATE SRB 174–177

Practice Set 59 (continued)

Add or Subtract.

(9) 721 − 350 = _____ (10) 213 + 643 = _____ (11) 672 − 514 = _____

(12) 815 + 192 = _____ (13) 728 − 456 = _____ (14) 359 + 287 = _____

(15) 821 − 371 (16) 416 − 203 (17) 89 + 376 (18) 327 − 119

(19) 223 + 478 (20) 632 − 218 (21) 551 + 321 (22) 264 + 118

Find the perimeter and the area.

(23)



8 inches

5 inches

Perimeter: _____ Number model: _____

Area: _____ Number model: _____

(24)

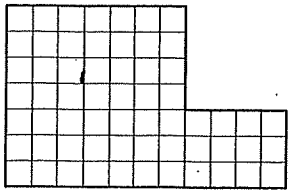

Perimeter: _____ Number model: _____

Area: _____ Number model: _____

NAME DATE SRB 69–70 174–175

Practice Set 65

Use the Rules for the Order of Operations to solve the problems.

Rules for the Order of Operations:

1. Do operations inside parentheses first. Follow rules 2 and 3 when computing inside parentheses.
2. Then multiply or divide, in order, from left to right.
3. Finally add or subtract, in order, from left to right.

① $2 + 20 \div 5 =$ _____	② _____ $= 30 - 6 \times 2$
③ $36 \div 6 \times 2 =$ _____	④ _____ $= 1 + 3 \times 10$
⑤ $36 \div (6 \times 2) =$ _____	⑥ _____ $= (1 + 3) \times 10$

⑦ The perimeter of a rectangle is 36 inches.
Write a number model that shows possible lengths for each side.

(_____ × _____) + (_____ × _____) = 36

Use with or after Lesson 6-10.

Practice Set 66 (continued)

③ 64 baseballs are shared equally among 8 teams.
How many baseballs does each team get?

teams	baseballs per team	baseballs

Number model with ?:

_____

Answer: _____ baseballs

How many baseballs are left over? _____ baseball(s)

Estimate. Then solve.

④ $\begin{array}{r} 812 \\ -\ 399 \\ \hline \end{array}$

Estimate: _____

812 − 399 = _____

⑤ $\begin{array}{r} 328 \\ +\ 799 \\ \hline \end{array}$

Estimate: _____

328 + 799 = _____

Multiply.

⑥ 8 × 4 = _____ ⑦ 2 × 6 = _____ ⑧ 4 × 11 = _____

⑨ 6 × 10 = _____ ⑩ 12 × 8 = _____ ⑪ 9 × 5 = _____

⑫ 7 × 5 = _____ ⑬ 3 × 7 = _____ ⑭ 3 × 12 = _____

⑮ 7 × 10 = _____ ⑯ 12 × 4 = _____ ⑰ 11 × 8 = _____

NAME DATE

SRB 93-94 152-154

Practice Set 70

Find the missing numbers on each number line.

1. $\frac{1}{3}$ ___ $\frac{3}{3}$ or 1

2. ___ $\frac{2}{2}$ or 1

3. $\frac{1}{4}$ ___ ___ $\frac{4}{4}$ or 1

4. ___ ___ $\frac{3}{6}$ ___ ___ $\frac{6}{6}$ or 1

5. $\frac{1}{8}$ ___ ___ $\frac{4}{8}$ ___ ___ ___ $\frac{8}{8}$ or 1

Find each missing number. You can use the number lines above to help you.

EXAMPLE

$1 = \frac{6}{6}$

6. $\frac{1}{2} = \frac{\quad}{8}$

7. $\frac{4}{4} = \frac{\quad}{3}$

8. $\frac{\quad}{6} = \frac{2}{3}$

9. $\frac{\quad}{8} = 1$

10. $\frac{6}{8} = \frac{\quad}{4}$

11. $\frac{1}{\quad} = \frac{2}{6}$

12. $\frac{3}{3} = \frac{8}{\quad}$

13. $\frac{\quad}{8} = \frac{1}{4}$

14. $\frac{\quad}{2} = \frac{3}{\quad} = \frac{4}{8} = \frac{\quad}{4}$

15. $\frac{\quad}{7} = 0$

NAME DATE SRB 93-94

Practice Set 71

Write the missing fractions.

1. 1 ____ 2 ____

2. $\frac{1}{4}$ ____ ____ 1 $\frac{5}{4}$ ____ ____ $\frac{8}{4}$

3. $\frac{1}{8}$ ____ $\frac{3}{8}$ ____ $\frac{5}{8}$ ____ $\frac{7}{8}$ 1 $\frac{9}{8}$ ____ ____ ____ $\frac{13}{8}$ ____ $\frac{15}{8}$ $\frac{16}{8}$

4. $\frac{1}{3}$ ____ $\frac{3}{3}$ ____ $\frac{5}{3}$ $\frac{6}{3}$

5. $\frac{1}{6}$ $\frac{2}{6}$ ____ $\frac{4}{6}$ ____ $\frac{6}{6}$ ____ $\frac{8}{6}$ ____ ____ $\frac{11}{6}$ $\frac{12}{6}$

---

6. What fraction of an hour is 15 minutes?



Answer: _____

Use with or after Lesson 7-6.

NAME DATE SRB 155-158

Practice Set 72

This much pizza was left over after Salvador ate.

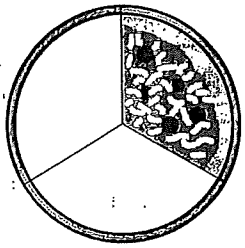

① What fraction of the pizza is left? _____

② Is that less than $\frac{1}{2}$, greater than $\frac{1}{2}$, or equal to $\frac{1}{2}$? _____

Shade each rectangle to match the fraction below it.

③ 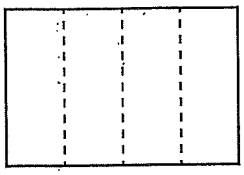

$\frac{3}{4}$

④ 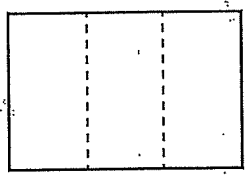

$\frac{1}{3}$

⑤ 

$\frac{3}{6}$

⑥ Write the fraction above that is less than $\frac{1}{2}$.

_____

⑦ Write the fraction above that is greater than $\frac{1}{2}$.

_____

⑧ Write the fraction above that is equal to $\frac{1}{2}$.

_____

NAME DATE SRB 93 157

Practice Set 74

Partition the wholes on each number line. Then locate and label the given fractions.

① $\frac{1}{3}$



② $\frac{1}{6}$



③ $\frac{3}{5}$



④ $\frac{3}{4}$



⑤ $\frac{7}{8}$

Use the number lines to answer the questions.

⑥ Which is greater: $\frac{3}{4}$ or $\frac{7}{8}$?

_____

⑦ Which is greater: $\frac{3}{5}$ or $\frac{3}{4}$?

_____

Fill in the blanks to make the number sentences true.

⑧ 24 = _____ × _____

⑨ _____ × _____ = 36

⑩ 54 = _____ × _____

⑪ _____ × _____ = 81

NAME DATE SRB 157-158

Practice Set 75

Write <, >, or =.

EXAMPLE: This is the whole:

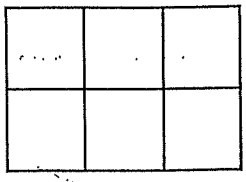

$\frac{3}{6}$ _____ $\frac{2}{6}$

$\frac{3}{6} > \frac{2}{6}$

1. This is the whole:

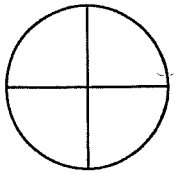

$\frac{1}{2}$ _____ $\frac{2}{4}$ $\frac{3}{4}$ _____ $\frac{1}{4}$

2. This is the whole:

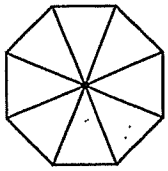

$\frac{5}{8}$ _____ $\frac{3}{4}$ $\frac{1}{2}$ _____ $\frac{4}{8}$

3. This is the whole:

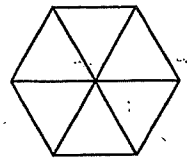

$\frac{1}{2}$ _____ $\frac{3}{6}$ $\frac{1}{3}$ _____ $\frac{1}{6}$

4. This is the whole:

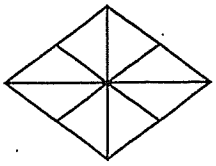

$\frac{3}{8}$ _____ $\frac{1}{4}$ $\frac{2}{8}$ _____ $\frac{1}{4}$

Use with or after Lesson 7-10.

Practice Set 75 (continued)

5 Round each number to the nearest 10 and nearest 100.

Number	Rounded to Nearest 10	Rounded to Nearest 100
162		
499		
1,206		
1,733		

Tell which unit you would use to measure each item. Choose from inch, foot, yard, and mile.

EXAMPLE: the length of a pencil
Unit: inch

6 the length of your math book _____

7 the length of a paper clip _____

8 the distance between Chicago and St. Louis _____

9 the length of a football field _____

10 the width of your hand _____

11 the width of a room _____

12 the width of your foot _____

13 the width of a park _____

14 the distance traveled in a car after one hour _____

15 the height of a dog _____

NAME DATE SRB 169 172

Practice Set 78

Solve.

1. Veronica studies one hour after school each day. If she has two hours after school each day to study and volunteer, what fraction of the time does she volunteer? _____

2. Mrs. Jones cut a pan of brownies into 12 pieces. Her family ate 6 pieces at dinner. Ethan at $\frac{1}{3}$ of the pieces that the family ate. What fraction of the original 12 brownies did he eat?

_____

Measure each line segment to the nearest $\frac{1}{4}$ inch.

3.

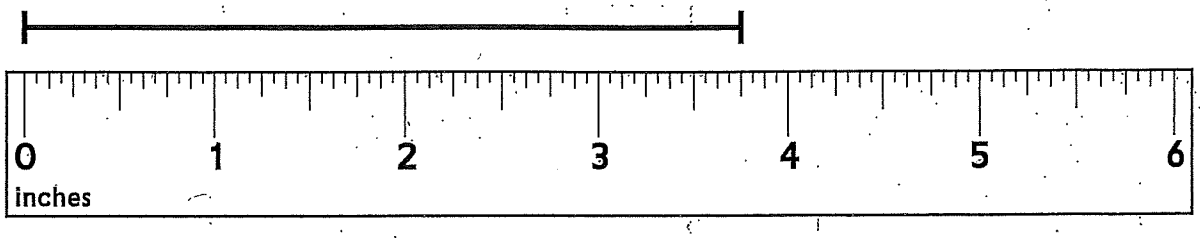

_____

4.

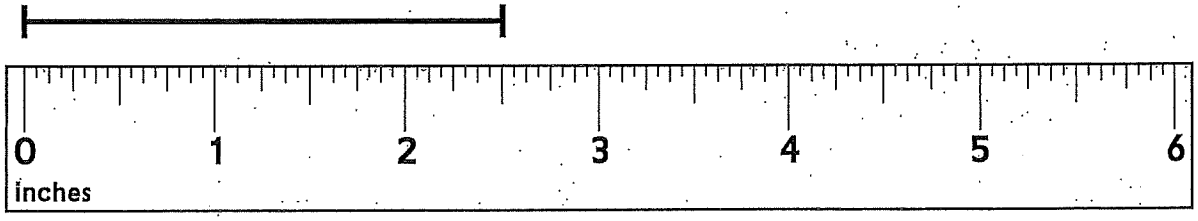

_____

Measure the line segment to the nearest $\frac{1}{2}$ centimeter.

5.

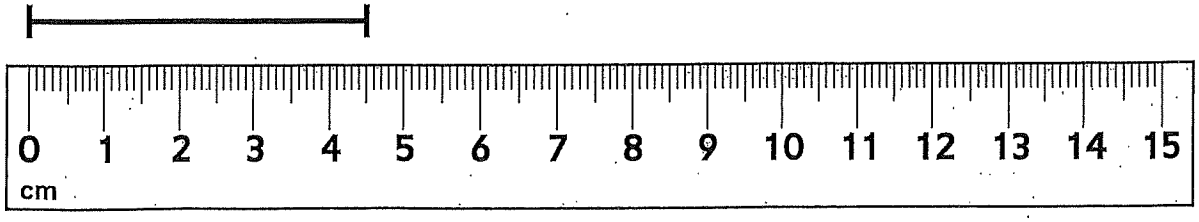

_____

NAME DATE SRB 58 183

Practice Set 89

Solve each division problem.

(1) 81 ÷ 9 = _____ (2) 54 ÷ 6 = _____ (3) 72 ÷ 8 = _____

(4) 56 ÷ 8 = _____ (5) 48 ÷ 6 = _____ (6) 36 ÷ 6 = _____

(7) 40 ÷ 4 = _____ (8) 300 ÷ 6 = _____ (9) 450 ÷ 9 = _____

(10) 180 ÷ 6 = _____ (11) 3,000 ÷ 6 = _____ (12) 720 ÷ 8 = _____

(13) 810 ÷ 9 = _____ (14) 210 ÷ 7 = _____ (15) 640 ÷ 8 = _____

---

(16) There are 12 toy cars. Joe puts $\frac{1}{4}$ of the toy cars into each gift bag. How many toy cars per bag? How many bags?

_____

---

(17) Nate has 2 boxes of granola bars. Each box has 4 peanut butter bars, 4 chocolate chip bars, and 4 fruit-and-nut bars. How many granola bars does he have in all?

Write a number model to fit the story.

The letter _____ stands for the number of granola bars.

Number model with letter:

_____

Answer: _____ granola bars

---

(18) The mass of a group of black-capped chickadees is about 72 grams. If each black-capped chickadee has a mass of about 12 grams, how many black-capped chickadees are in the group?

Number model: _____

Answer: _____

NAME DATE SRB 51-53 59-60

Practice Set 90 (continued)

④ How much taller is Mario than Jose? _____

⑤ How much taller is Amy than Binta? _____

Use the break-apart strategy to solve.

⑥ $8 \times 46 =$ _____

⑦ $7 \times 53 =$ _____

⑧ $4 \times 62 =$ _____

⑨ $3 \times 54 =$ _____

Write the number family for each Fact Triangle.

⑩

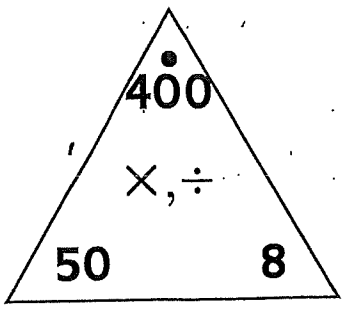

_____

_____

_____

_____

⑪

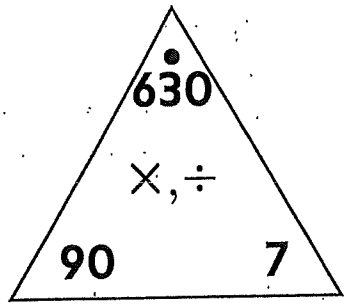

_____

_____

_____

_____

Use with or after Lesson 9-7.